






FO1 IT FRAME 19"

Fo1 6816-G



**FO1 IT FRAME 19"****Fo1 6816-G**

NAMN	<b>FO1 6816-G</b>	PRODUKT EAN	<b>7330701115813</b>
ART. NR	<b>59102</b>	ETIM	<b>EC002499</b>
ENUMMER	<b>2507953</b>	TULL TARIFKOD	<b>94032080</b>
BREDD	<b>600 MM</b>		
DJUP	<b>800 MM</b>		
HÖJD	<b>1600 MM</b>		
FÄRG	<b>GREY</b>		
URSPRUNGLAND	<b>SWEDEN</b>		

**Teknisk information och certifikat**

- Screw-assembled frame with aluminium profiles and die-cast zinc corners. The frame has two integrated vertical screw pockets in each corner profile for universal mounting of accessories.



- Frame can be dismantled by means of screws.
- Maximum static load 1,500 kg, and divided on 4 19" profiles.
- So1-frame has no doors or side panels. Can be supplemented with doors and side panels from our range of accessories.
- The top consists of replaceable modular panels. One panel has cable glands with brush strip on the back and the rest are cover plates. Can be replaced with ventilation panels, fan packages or panels with integrated cable glands. All modules can be rotated 90° and assembled with the cable glands on the left and/or right side. The U-shaped panel with integrated cable glands makes it easy to move pre-existing installations into the enclosure.
- The base is open, but can be fitted with cover plate/base plate packages.
- The 19" profiles can be steplessly repositioned through the depth of the enclosure. The depth profiles have markings for precise positioning of the 19" profiles. The 19" profiles are numbered in height units. The whole 19" assembly can be moved right or left to an off-centre position. Enclosures with a depth of ≤800 mm have one pair of 19" profiles pre-installed at a depth of 100 mm from the front of the enclosure. Enclosures with a depth of ≥1,000 mm have two pairs of 19" profiles. One pair is pre-installed at a depth of 100 mm from the front of the enclosure and the other pair is pre-installed 740 mm further in.
- Finish: Grey RAL7035.

## Leveransbeskrivning

---

Assembled with 2 19" profiles

Central grounding Point M5 in the corner post.