






W3 WALL ENCLOSURE

W3 9-4



**W3 WALL ENCLOSURE****W3 9-4**

NAMN	W3 9-4	PRODUKT EAN	7330701103018
ART. NR	57402	ETIM	EC002500
ENUMMER	2501181	TULL TARIFKOD	94032080
BREDD	550 MM		
DJUP	400 MM		
HÖJD	448 MM		
FÄRG	BEIGE		
URSPRUNGLAND	SWEDEN		

Teknisk information och certifikat

- Made of bent sheet steel.
- Surface treatment, textured Enoc System beige or black RAL 9005.



- Door of Glass, metal or ventilated metal. Glass door is made of safety glass, metal and ventilated metal door is made of sheet steel.
- Door opening angle 110°.
- Right-hinged, can be re-hung to be left-hinged.
- Sheet steel sides, detachable.
- Top and bottom plates have knock-outs for cable glands. Supplied with edging strip for cable protection.
- Passive ventilation in top and bottom.
- 19 hole pattern in rear uprights for mounting accessories.
- One pair of 19-inch profiles (482.6 mm) pre-fitted 80 mm in from the enclosure front, can be repositioned at 25 mm intervals through depth of the enclosure.
- Extra pair of 19 profiles available as accessory.
- Keyholes for wall mounting.
- Open back, the back panel as accessory.
- Maximum static load 40 kg.
- Ingress protection class IP 20.
- Other RAL colours on request.